



Cedar Rim  
Nursery

ESTABLISHED 1978

2023



PANICUM 'TOTEM POLE'

GRASSES

.....  
CEDARRIM.COM • 604.888.4491 • 7024 GLOVER RD, LANGLEY  
.....

Ornamental grasses have proven to be a great addition to your garden, adding texture, movement and colour. They bring elegance and interest to your garden beds, while being one of the easiest plants to maintain. Most are tolerant of wind, inadequate soil conditions, salt air, and garden pests.

**Fertilization:**

As ornamental grasses are very low-maintenance, fertilization is not normally necessary. If your grasses are looking shabby, add some mushroom manure to your soil to give them a boost.

**How to Plant:**

When planting ornamental grass make sure they are planted slightly raised above grade to prevent root rot. Remember most will survive drought conditions better than wet conditions.

**When to Plant:**

The best times to plant your ornamental grasses are spring and fall. It is also acceptable to plant in summer, just make sure they are irrigated well.













**When to Prune:**

To rejuvenate your grasses, prune them back in early to mid spring. The pruning will invigorate the grass and lush new growth will emerge in abundance.


















**Diseases and Pests:**

Ornamental grasses are notoriously disease and pest free. Many are also deer resistant.














**Grasses**

Species	Common Name	Hardy Temp	Flower	Exposure	Height/Spread	Description
Andropogon gerardii	Blue Stem	To -35°C	Purple-Red Fall		4-6' x 2-3'	A fairly large grass that is extremely low maintenance.
Bouteloua gracilis	Mosquito Grass	To -38°C	Brown, Summer - Fall		14-18" x 14-18"	Compact, low growing habit. Flowers are unique and grow on an angle resembling a swarm of flying insects.
Calamagrostis 'Avalanche' <i>(Available June 2023)</i>	Feather Reed Grass	To -28°C	Lilac, Summer – Fall	 	3-5' x 1-2'	Deer resistant and drought tolerant. Non-Invasive. Great in large groupings.
Calamagrostis 'El Dorado'	Feather Reed Grass	To -35°C	Tan, Early Summer		48" x 24"	A green and white variegated grass. Blooms can last into winter.
Calamagrostis 'Karl Forester'	Feather Reed Grass	To -38°C	Purple & Yellow, Summer-Fall	 	4-5' x 16-18"	Hardy enough to survive winter in a container. Drought tolerant.
Calamagrostis 'Overdam'	Feather Reed Grass	To -35°C	Green, Summer to spring	 	2-3' x 3'	Overdam is a cool season grass, variegated green and cream grass.
Calamagrostis acutiflora 'Hello Spring' <i>(Available June 2023)</i>	Feather Reed Grass	To -35°C	Tan, Summer		3-4' x 1-2'	An arching variegated Feather Reed Grass varying from the typical upright habits of market cultivars.
Calamagrostis brachytricha <i>(Available June 2023)</i>	Korean Feather Grass	To -32°C	White, Late Summer	 	4-5' x 2-3'	Also known as Stipa brachytricha. Grows more upright in full sun. Calamagrostis acutiflora   Hello Spring








Grasses

Species	Common Name	Hardy Temp	Flower	Exposure	Height/ Spread	Description
Carex Buchanii	Leather Leaf Sedge	To -22°C	N/A	 	2-3' x 2-3'	<b>Evergreen.</b> Colored leaves have a curlcque top; perfect for containers, window boxes and beds
Carex Comans 'Amazon Mist'	New Zealand Hair Sedge	To -35°C	N/A	 	10-14" x 10-14"	<b>Evergreen.</b> Ornamental grass, perfect for containers and along borders. Adds good texture to your garden.
Carex elata 'Bowle's Golden' (Available June 2023)	Gold Sedge	To -22°C	N/A	 	2-3' x 2-3'	Bright gold foliage with thin green margins. A moisture loving plant for shade
Carex flacca 'Blue Zinger'	Blue Sedge	To -28°C	Green, Late Spring	 	12-16" x 20-24"	<b>Semi-Evergreen.</b> Low mound of silver-green foliage.
Carex morrowii 'Ice Ballet' (Available June 2023)	Sedge	To -28°C	Brown, Spring to Summer	 	12-14" x 12-14"	<b>Evergreen.</b> The leaves are dark green with bright white variegated edges.
Carex morrowii 'Ice Dance'	Japanese Sedge	To -28°C	Brown, Spring	 	12" x 18"	<b>Semi-Evergreen</b> and deer resistant. Great in containers.
Carex obnupta	Slough Sedge	To -20°C	Brown, Spring		36" x 30"	<b>Semi-evergreen.</b> Can be planted 6" deep in water.
Carex oshimensis 'Evercream'	Japanese Sedge	To -28°C	N/A	 	1-2' x 1-2'	Distinctive green foliage with cream margins. It forms a neat easily controlled mound
Carex oshimensis 'Everest'	Japanese Sedge	To -28°C	Brown, Summer	 	14-18" x 10-14"	<b>Evergreen.</b> Everest wears snow-white edges with a green center.











**Grasses**

Species	Common Name	Hardy Temp	Flower	Exposure	Height/ Spread	Description
Carex oshimensis 'Evergold'	Variegated Japanese Sedge	To -28°C	Brown, Spring	 	9-12" x 12-16"	<b>Evergreen.</b> Low-growing grass with green and yellow foliage. Great in containers.
Carex oshimensis 'Everillo' <i>(Available June 2023)</i>	Everillo Sedge	To -28°C	N/A		2' x 2'	<b>Evergreen.</b> Long, thin arching leaf blades are chartreuse green toward the crown, but turn golden yellow as they are exposed to UV light.
Carex oshimensis 'Everlime' <i>(Available June 2023)</i>	Everlime Sedge	To -28°C	N/A	 	12-15" x 18-24"	<b>Evergreen.</b> Bright green leaves with subtle lime highlights. Deer resistant.
Carex oshimensis 'Everoro'	Variegated Sedge	To -28°C	Brown, Spring to Summer	 	12-15" x 18-24"	<b>Evergreen.</b> Forms a low cascading clump of leathery dark green leaves, with a golden-yellow stripe down the centre.
Carex speciosa 'The Beatles'	The Beatles Sedge	To -28°C	N/A	 	4-6" x 8-12"	<b>Evergreen.</b> Low, clumping dark green leaves. Can tolerate wet conditions.
Carex testacea <i>(Available June 2023)</i>	New Zealand Hair Sedge	To -22°C	Brown, Summer	 	1-2' x 1-2'	<b>Evergreen.</b> This finely textured ornamental grass forms a gracefully cascading clump of light to olive green leaves.
Chasmanthium latifolium	Northern Sea Oats	To -35°C	Green, Summer		5' x 30"	<b>Evergreen.</b> Extremely drought tolerant once established. Low maintenance.
Cortaderia selloana	Pampas Grass	To -16°C	White, Cream, Late Summer		6-10' x 6-10'	<b>Evergreen.</b> Densely tufted plumes atop light green stems. Leaves can have sharp edges.













Grasses

Species	Common Name	Hardy Temp	Flower	Exposure	Height/ Spread	Description
Cortaderia selloana 'Rosea'	Pink Pampas Grass	To -16°C	Pink, Late Summer		8-10' x 2-3'	Densely tufted pink plumes atop light green stems. Leaves can have sharp edges.
Deschampsia cespitosa (Available June 2023)	Tufted Hair Grass	To -35°C	Purplish-Green, Summer		3' x 20"	<b>Semi-Evergreen.</b> Beautiful flowers all summer long. Will self-seed. Extremely hardy.
Deschampsia cespitosa 'Bronzeschleier'	Tufted Hair Grass	To -35°C	Yellow, Fall		30-34" x 20-24"	<b>Evergreen.</b> Plants form a low mound of dark-green leaves, bearing upright stems with clouds of tiny, airy flowers in a bronzy-green shade, maturing to beige
Deschampsia cespitosa 'Goldstaub'	Tufted Hair Grass	To -38°C	Gold, Summer thru Fall		30-39" x 18-22"	<b>Semi-Evergreen.</b> Well behaved, clump-forming species that makes a beautiful border. Suitable for mixed containers.
Equisetum hyemale	Horsetail Reed	To -35°C	N/A		2-4' x 1-6'	<b>Evergreen.</b> This plant is water-wise and a fast grower.
Festuca glauca 'Elijah Blue'	Elijah Blue Fescue	To -35°C	Brown, Summer		12" x 8"	<b>Evergreen.</b> One of the bluest ornamental grasses.
Festuca glauca 'Select'	Blue Fescue	To -35°C	Tan, Summer		4-8" x 6-10"	<b>Evergreen.</b> Produces upright flower stems with silvery blue-green flowers in spikelets during early summer, that turn pale golden-brown

**Grasses**










Species	Common Name	Hardy Temp	Flower	Exposure	Height/ Spread	Description
Festuca idahoensis 'Siskiyou Blue'	Idaho Blue Fescue	To -28°C	Tan, Spring		24" x 20"	<b>Evergreen.</b> Requires well-drained soil. Silver foliage and tan plumes in spring.
Hakonechloa macra 'All Gold'	Japanese Forest Grass	To -28°C	Tan, Summer		9-14" x 18-24"	Vibrant yellow foliage brightens up any shaded garden. A slow grower.
Hakonechloa macra 'Aureola'	Japanese Forest Grass	To -28°C	None		26" x 20"	Gold and green variegated foliage. Forms a mound. Good groundcover.
Helictotrichon sempervirens	Blue Oat Grass	To -35°C	Brown, Summer		24" x 20"	Evergreen. Densely packed foliage is steel blue. Great in containers.
Imperata cylindrical 'Red Baron'	Japanese Blood Grass	To -28°C	N/A		24" x 14"	Striking red foliage keeps its colour all season. Great as an accent grass.
Juncus effuses	Common Rush	To -35°C	Green, Late spring		4' x 4'	<b>Evergreen.</b> This grass is native to BC. Grows best in moist soil.
Koeleria glauca	Large Blue Hair Grass	To -35°C	Brown, Summer		16" x 16"	<b>Evergreen.</b> A shorter grass. Plumes are great in dried flower arrangements.
Leymus arenarius 'Blue Dune'	Blue Lyme Grass	To -45°C	Blue, Summer		2' x 30"	A wide-spreading ornamental grass. Blue-green foliage.
Liriope muscari	Lilyturf	To -28°C	Lavender Summer		16-20" x 16-24"	<b>Evergreen.</b> Deer and rabbit resistant. Good for erosion control and as a groundcover.
Liriope muscari 'Big Blue'	Big Blue Lilyturf	To -28°C	Purple, Summer		16-20" x 16-24"	<b>Evergreen.</b> Beautiful blue flowers in summer. Drought tolerant once established.

**Grasses**













<b>Species</b>	<b>Common Name</b>	<b>Hardy Temp</b>	<b>Flower</b>	<b>Exposure</b>	<b>Height/ Spread</b>	<b>Description</b>
Liriope muscari 'Monroe White'	Monroe White Lilyturf	To -28°C	White, Summer		12-18" x 8-12"	<b>Evergreen.</b> Deer and rabbit resistant. Good for erosion control and as a groundcover.
Liriope muscari 'Silvery Sunproof'	Silvery Sunproof Lilyturf	To -22°C	Lilac, Summer		15-18" x 15-18"	<b>Evergreen.</b> Boldly variegated foliage, and soft lilac flower spikes
Liriope spicata	Creeping Lilyturf	To -29°C	Lavender Summer		12" x 18"	<b>Evergreen.</b> Great spreading groundcover that is drought tolerant once established.
Luzula sylvatica	Greater Wood Rush	To -35°C	Brown, Late Spring		18-24" x 15-20"	<b>Evergreen.</b> If seed heads are not removed this grass will self-seed.
Millium effusum 'Aureum'	Golden Wood Millet	To -28°C	Green, Summer		12-16" x 8-12"	Low-growing grass that prefers moist, shady sites.
Miscanthus sinensis 'Adagio'	Dwarf Maiden Grass	To -22°C	White, Late Summer	 	3-5' x 2-3'	Large silvery white flowers over an arching mound of dark green. Great for smaller areas.
Miscanthus sinensis 'Gracillimus'	Gracillimus Maiden Grass	To -28°C	White, Summer – Fall	 	4-7' x 3-6'	Fine textured green foliage with copper red flowers. Drought tolerant.
Miscanthus sinensis 'Morning Light'	Morning Light Maiden Grass	To -28°C	Red, Summer-Fall	 	4-5' x 3'	Great along the back of a border. Prefers sun and well-drained soil.
Miscanthus sinensis 'Purpurescens'	Flame Grass	To -35°C	Pink, Summer - Fall		4-6' x 2'	Foliage is green in summer and turns to rusty orange in fall.



Grasses












Species	Common Name	Hardy Temp	Flower	Exposure	Height/ Spread	Description
Miscanthus sinensis 'Silberfeder'	Silver Feather Grass	To -35°C	Pinkish, silver Late Summer – Fall		6-8' x 4-5'	Beautiful, large silver-white flowers stand out against the dark green foliage in late summer.
Miscanthus sinensis 'Strictus'	Porcupine Grass	To -34°C	Pink, Summer - Fall		6-8' x 3-5'	Striped green and yellow foliage. A great accent grass.
Miscanthus sinensis 'Yaku Jima'	Dwarf Maiden Grass	To -22°C	Pink, Summer		3-4' x 3-4'	Leaves are narrow and contrast beautifully with the silver plumes.
Molinia caerulea 'Moorhexe'	Purple Moor Grass	To -35°C	Purple, Summer		3' x 2'	Very compact, dense grower.
Molinia caerulea 'Skyracer'	Skyracer Purple Moor Grass	To -35°C	Purple, Late Summer		6-8' x 2-4'	Gently arching, blue-green leaves. Spikes of tiny purple flowers in late summer. Tall copper plumes in fall.
Molinia caerulea 'Variegated'	Variegated Moor Grass	To -38°C	Purple, Midsummer to Fall		12-18" x 12-18"	Ornamental clumps of green and creamy white striped blades
Muhlenbergia capillaris	Pink Muhly Grass	To -22°C	Pink, Late Summer-Fall		4' x 4'	<b>Evergreen.</b> Fast growing, clumping grass, with exquisite pink blooms.
Ophiopogon japonicus	Mondo Grass	To -22°C	Lilac, Summer		12" x 15"	<b>Evergreen.</b> Great mounding habit. Small lilac flowers in summer.
Ophiopogon Japonicus 'Nana'	Dwarf Mondo Grass	To -22°C	White, Summer		3-6' x 3-6'	<b>Evergreen.</b> The blade-like arching leaves are an attractive dark green and the berries that follow the flowers are bright blue.

Grasses

Species	Common Name	Hardy Temp	Flower	Exposure	Height/ Spread	Description
Ophiopogon planiscapus 'Nigrescens'	Black Mondo Grass	To -22°C	Pink, Summer	 	4-5' x 2-3'	<b>Evergreen.</b> A slow growing grass with black foliage. Great as a groundcover.
Panicum virgatum 'Apache Rose'	Apache Rose Switch Grass	To -35°C	Pink, Fall		4-5' x 2-3'	Grey-green foliage turns rose coloured in fall. Flowers are beautiful rose colour.
Panicum virgatum 'Cheyenne Sky'	Cheyenne Sky Switch Grass	To -35°C	Purple-Red, Fall		3' x 1-2'	Great alternative to the Purple Fountain Grass (annual). Blue-green foliage turns wine red in early summer. Incredible fall colour.
Panicum virgatum 'Heavy Metal'	Heavy Metal Switch Grass	To -35°C	Cream, Summer		3' x 3'	Foliage is tipped with a coppery-red colour in summer. Great summer colour.
Panicum virgatum 'Niagara Falls'	Switch Grass	To -35°C	Tan, Late Summer		4' x 4'	Appears like a Miscanthus in the landscape with arching foliage, but adds the powder blue color characteristic of Switch Grass.
Panicum virgatum 'Prairie Sky'	Switch Grass	To -38°C	Green, Summer	 	4-5' x 20-24"	Bright blue foliage and green flower spikes in summer.
Panicum virgatum 'Rotstrahlbusch'	Rotstrahlbusch Switch Grass	To -35°C	Pink, Spring thru Fall	 	12-24" x 12-36"	Foliage emerges light green and starts to turn red in early summer and maroon by fall.
Panicum virgatum 'Shenandoah'	Red Switch Grass	To -28°C	Red, Summer – Fall	 	4' x 3'	Foliage is red at beginning of summer turning to burgundy in fall.








**Grasses**

<b>Species</b>	<b>Common Name</b>	<b>Hardy Temp</b>	<b>Flower</b>	<b>Exposure</b>	<b>Height/ Spread</b>	<b>Description</b>
Panicum virgatum 'Totem Pole'	Totem Pole Switch Grass	To -35°C	Gold, Late summer		6' x 2-3'	Very upright, column of powdery-blue foliage. Very narrow base – great for adding height to small gardens.
Pennisetum alopecuroides	Fountain Grass	To -28°C	Silvery Pink, Late Summer	 	2-5' x 2-5'	Flower plumes emerge a soft mauve colour and fade to tan as they age. Great for partially shady areas.
Pennisetum alopecuroides 'Desert Plains'	Desert Plains Fountain Grass	To -28°C	Purple-White, Fall		3-4' x 3-4'	Narrow green leaves form a upright clump. An improved version of Hameln.
Pennisetum alopecuroides 'Hameln'	Dwarf Fountain Grass	To -22°C	Silvery White, Summer	 	4' x 4'	An easy grass to grow in almost all conditions. Compact green foliage.
Pennisetum alopecuroides 'Little Bunny'	Little Bunny Fountain Grass	To -28°C	Cream, Early Fall		10-12" x 10-12"	Blooms make great cut and dried flowers. Plant in well-drained soil.
Pennisetum alopecuroides 'Moudry'	Black Fountain Grass	To -28°C	Brown, Fall	 	30" x 24"	The tall brown plumes are long lasting and great for cut and dried flowers.
Pennisetum orientale	Oriental Fountain Grass	To -22°C	Pink, Summer		1-2' x 1-2'	For maximum hardiness, this grass should be grown in full sun and well-drained soil.
Pennisetum orientale 'Karly Rose'	Karly Rose Fountain Grass	To -28°C	Purple, Summer		3' x 3'	A low maintenance grass. Foliage looks good all year long.



**Grasses**

<b>Species</b>	<b>Common Name</b>	<b>Hardy Temp</b>	<b>Flower</b>	<b>Exposure</b>	<b>Height/ Spread</b>	<b>Description</b>
Poa glauca 'Blue Hills'	Blue Meadow Grass	To -45°C	Blue green, Spring, summer		18-24" x 8-12"	Delicate narrow blue-green foliage and loose arching spikes bearing pale brown flowers
Reineckla carnea	False Mondo Grass	To -16°C	Pink, Spring		15" x 10-12"	The small, fragrant, star-shaped flowers open pale pink from deep pink buds
Schizachyrium scoparium	Little Bluestem	To -38°C	Purplish Bronze, Late summer to winter		2-4' x 1.5-2'	A mounding grass with narrow green or blue-green foliage.
Sesleria autumnalis	Autumn Moor Grass	To -28°C	White, Fall		2' x 2'	Very draught tolerant once established.
Stipa tenuissima	Mexican Feather Grass	To -16°C	White, Summer-Winter		2' x 2'	Tan flowers on thin, bright green foliage in late summer; moves in the slightest breeze.





Cedar Rim  
Nursery

---

ESTABLISHED 1978

---

---

.....  
CEDARRIM.COM • 604.888.4491 • 7024 GLOVER RD, LANGLEY  
.....